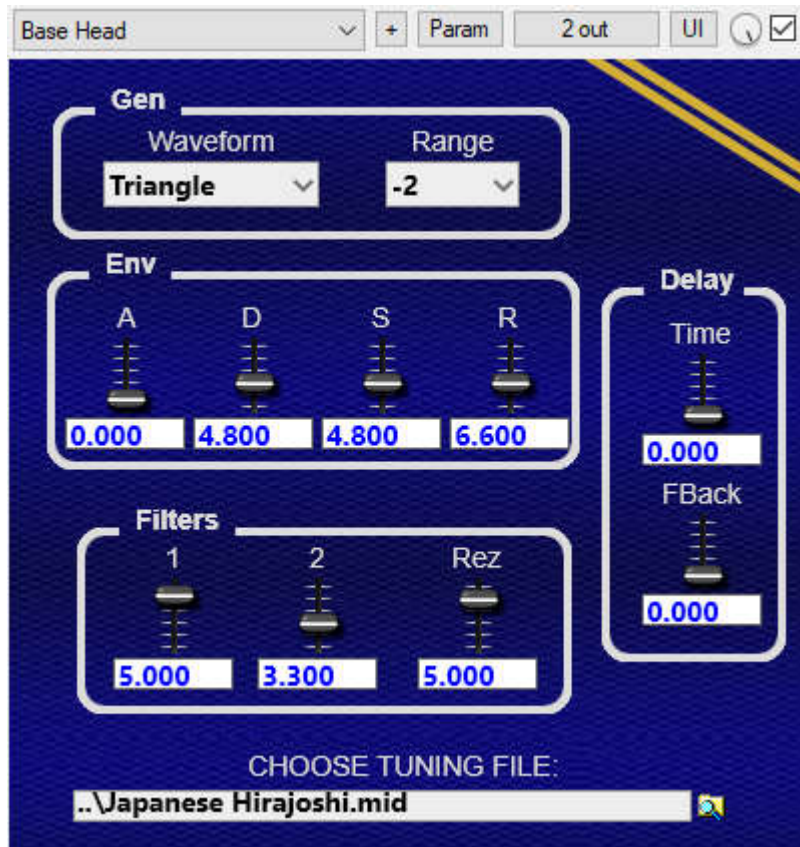


Simple Microtonal Synth (64-bit)

is a free polyphonic VST microtonal Windows synth from Michael W. Dean of [BipTunia](#).

It is robust. It is also the easiest way to get into making microtonal music, period.



Simple Microtonal Synth has 32 pre-sets, and 5378 microtonal tuning options.

Simple Microtonal Synth is a no-nonsense introduction to microtonal synthesis, and it's very musical. This synth is great for heavy bass, forceful leads, crystalline chimes, and more.

TIP: Don't be afraid to experiment with microtonal music if you don't yet understand the math.

While eventually learning the math is good, and we included resources for that. And with this VST, no math is even needed to start making cool microtonal music.

In fact, an ability to create compelling music with a tiny bit of understanding of microtones will go much further than the opposite.

Simple Microtonal Synth is a very musical homage to vintage analog synths.

Simple Microtonal Synth is microtonal and polyphonic, and as simple as can be.

SYSTEM REQUIREMENTS:

Any 64-bit Windows DAW.

Website for 32-bit version: <https://biptunia.com/?p=3949>

TO USE:

Unzip and put the folder

\SimpleMicrotonalSynth64

inside your DAW's VST folder.

GETTING TO KNOW Simple Microtonal Synth

The controls are standard, ADSR, Filters, Delay time plus delay feedback. **The one unusual thing is the resonance slider marked *Rez*** controls the resonance, but in some cases, also changes the personality and the tone and action of other sliders...Especially the S (sustain) and the Filters.

SO...This VST has 32 presets, and 5378 tunings (scale files, in MTS format).

Each preset has a different tuning, but you can use the picker to add any of the tunings to any of the presets. You can also make your own synth patches. And, if 5378 tunings isn't enough, you can add your own tunings. They should be in MTS file format, put into the **\SimpleMicrotonalSynth64** folder inside your VST folder.

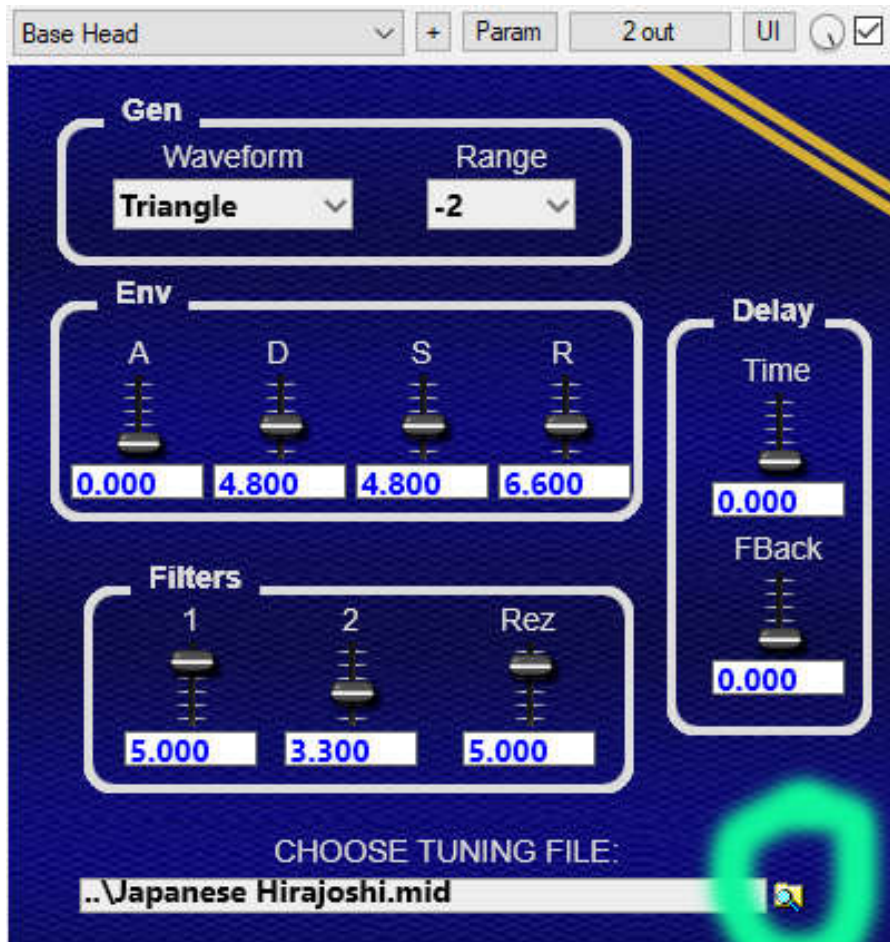
You can make your own scales using [Scala, which is free](#).

The order of MTS files in our presets are set up somewhat randomly, to encourage experimentation. But you can stop using the set tunings in a given preset at any time, and pick your own. You do this by clicking on the file picker near the bottom right, on the "CHOOSE TUNING" section at the bottom, and picking any of the 5378 scales.

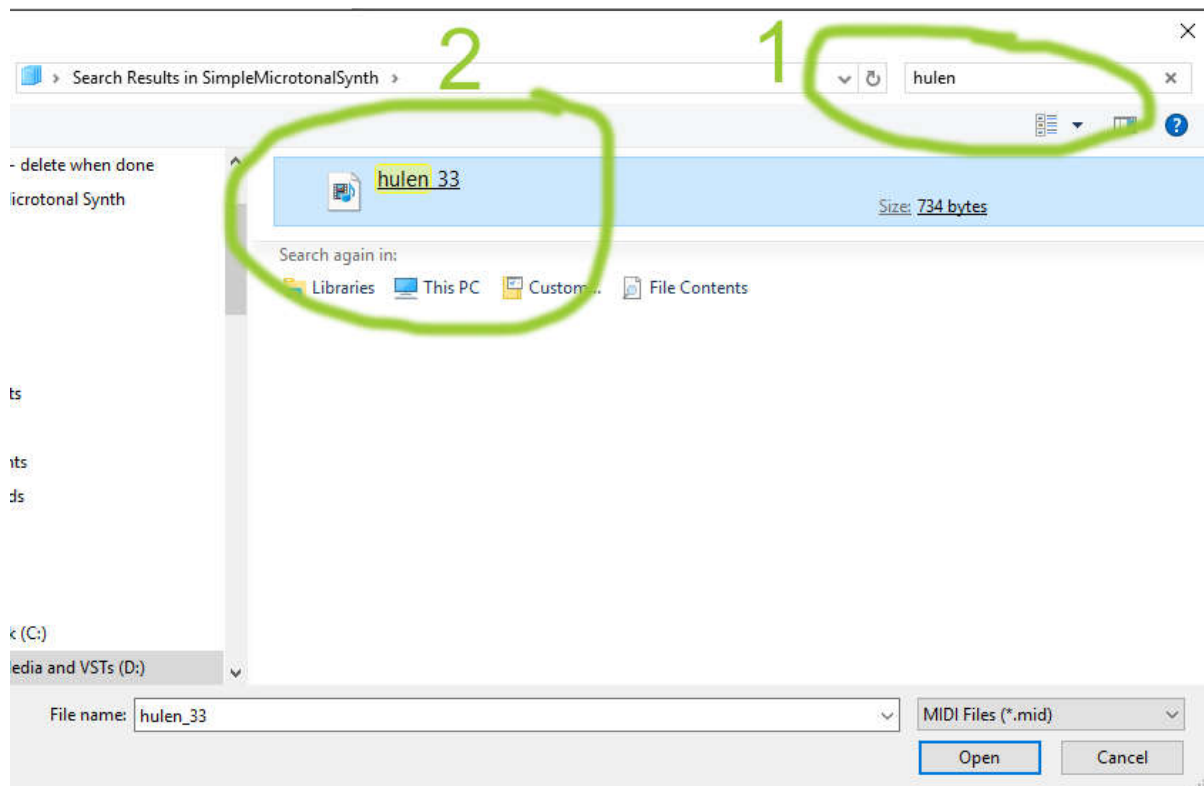
The archive also includes [Sevish's](#) PDFs about many of the tunings, included at his suggestion. They are a great read. Very educational, but not at all dry.

(Check out Sevish's [Resources for Microtonal Musicians](#) page.)

If you read about a tuning you like and want to try it, you can click the file picker icon in the bottom right of the User Interface, circled here:



This will open up the list of tuning MTS files. From there you can just go down the list and try different scales, or you can find specific ones; there is a search function where you can type the scale name. It will bring up your result or results:



From there, click on the file icon to use the scale. (Where it says hulen_33” in the above image. But it will be replaced by the name you searched.)

Tip: If you want to play in typical western 12-tone equal temperament, pick the tuning 12 TET

The mod wheel on **Simple Microtonal Synth** isn't set to do anything. But the pitch wheel works.

For more on making [microtonal music](#), read [this article I wrote](#).

Check out our other free VSTs [here](#).

Check out [my microtonal music here](#).

—=

VST ID of Simple Microtonal Synth 64-bit: s64m

LEGAL:

VST® is a trademark of Steinberg Media Technologies GmbH, registered in Europe and other countries.

BipTunia Synths has been licensed for VST SDK use by Steinberg. Agreement countersigned by Steinberg on August 23, 2018.

